

Week Beginning 01.06.20
Emerald's Home Learning Grid- Our Environment




Maths: Talk Time



Look around your house for clocks and ask a member of your household to test your time knowledge. Can you tell the time on an analogue, digital and 24hour clock? How many time challenges can you get correct? Is there anything you need to work on?

Reading:

It is so important to your learning that you **READ EVERYDAY FOR AT LEAST 20 MINUTES**. You can read books you have at home, you can read recipes and you can listen to audio books or have someone read to you. It doesn't how, when or where you read as long as you read. Ask a member of your household to ask you ERIC questions (See attached).



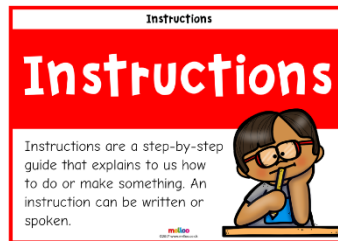
Physical Activity and Well-being:

Have a go at this circuit. Follow the instructions as carefully as you can. You could challenge someone in your household to do it with you. (See attached).



Writing:

Write a set of instructions which teach people one way of looking after the environment (e.g. 'How to save water' or 'How to recycle your rubbish'). Remember to tell me why it is important to save water or recycle.



Virtue: Kindness

Kindness is doing something for someone else without wanting anything in return. What can you do this week that is kind? You could leave out sugar and water for hungry butterflies or bird seed for hungry birds.



Speaking and Listening:

Looking at the last two pages of Michael Recycle (Going Green tips) have a conversation with a member of your household on what you already do to make you a green warrior. Is there anything else you could do?



Art and DT:

Before we had clocks with batteries people relied on the sun to help them tell the time. Make a Sun dial clock to help you tell the time. See attached for the step by step instructions.



Maths: problem solving

Have a go at the clock challenge (See attached). 4 clocks have been reflected in a mirror. Can you figure out what time each clock is showing?

Take your time this is harder than you think!








Outdoor Learning:

Make a tin can wind chime. Using clean recycled tins follow the step by step instructions on the next page to make this.



ERIC SHEET

 <p>Decode</p>	 <p>Explain</p>	 <p>Retrieve</p>	 <p>Interpret</p>	 <p>Choice</p>
<p>Example questions:</p> <p>Do you know any other word that looks like this word?</p> <p>Do you know any other words that sound like this word?</p> <p>Can you find the root/suffix of that word?</p> <p>Do you know any other words with the same ending?</p> <p>How many syllables are in that word?</p>	<p>Example questions:</p> <p>Who is your favourite character? Why?</p> <p>Why do you think all the main characters are ____ in this book?</p> <p>Would you like to live in this setting? Why/Why not?</p> <p>Is there anything you would change about this story?</p> <p>Do you like this text? What do you like about it?</p>	<p>Example questions:</p> <p>What kind of text is this?</p> <p>Who did ____?</p> <p>Where did ____?</p> <p>When did ____?</p> <p>What happened when ____?</p> <p>Why did ____ happen?</p> <p>How did ____?</p> <p>How many ____?</p> <p>What happened to ____?</p>	<p>Example questions:</p> <p>Why was ____ feeling ____?</p> <p>Why did ____ happen?</p> <p>Why did ____ say ____?</p> <p>Can you explain why ____?</p> <p>What did you think the author intended when they said ____?</p> <p>How does ____ make you feel?</p>	<p>Example questions:</p> <p>What does the word ____ mean in this sentence?</p> <p>Find and copy a word that means ____?</p> <p>What does this word or phrase tell you about ____?</p> <p>Which word in this section do you think is the most important? Why?</p> <p>Which of the words best describes the character/setting/mood etc?</p> <p>Can you think of any other words the author could of used to describe this?</p>

Physical circuit

$3 + 2 =$ HOW MANY HOPS ON EACH LEG?	RUN! TO THE NEAREST OBSTACLE/ LANDMARK 	ADULT GETS TO CHOOSE ACTIVITY!
CHOOSE AN OBSTACLE/ LANDMARK- RUN AND COMPLETE 8 TOE TOUCHES	STOP DROP & ROLL3 TIMES	CHOOSE A FRIEND OR ADULT DO 5 TUCK JUMPS TOGETHER
6 SQUATS	RUN SIDEWAYS TO OBSTACLE/ LANDMARK (OTHER SIDE ON WAY BACK)	YOU CHOOSE THE ACTIVITY!!

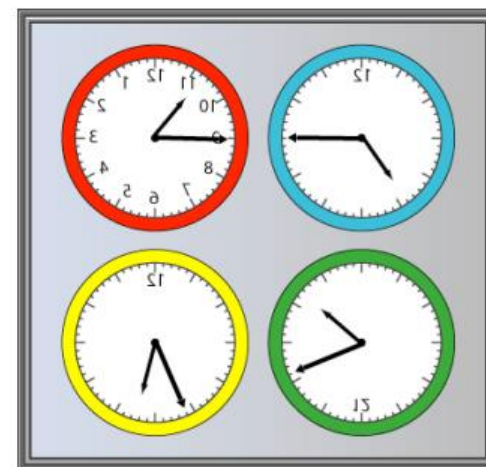
Maths problem

Clocks



These clocks have been reflected in a mirror.

What times do they say?



nrich.maths.org



Recycled Tin Wind Chime

To make a Recycled Wind chime out of tins you will need:

- Paint/ sharpies
- String
- Hammer and nail
(ask an adult to do this bit)
- Clean tins (ask an adult to wash and check for sharp edges)

1. First decorate your tins.
2. Ask an adult to hammer a nail through

the top of the tin to make a hole.

3. Tie the string in a knot at the end and thread through the tin.
4. Hang all the tins at different lengths.
5. Put up and enjoy!